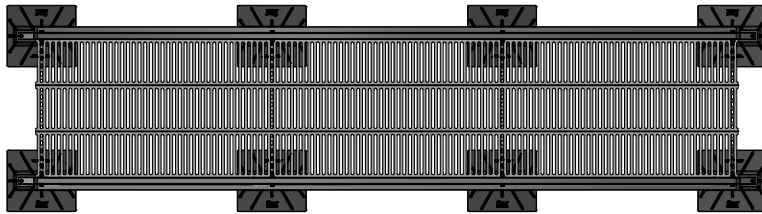
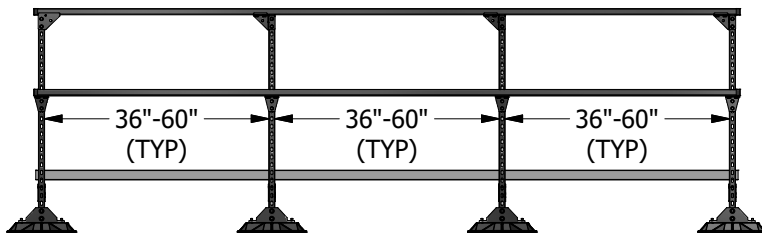


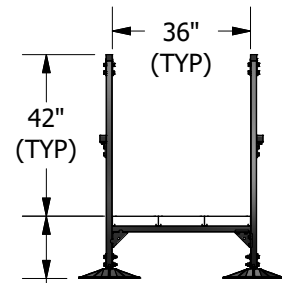
ISOMETRIC VIEW



TOP VIEW



SIDE VIEW



VARIES

END VIEW

ACCESSORIES

- MIRO Support pad
- Eternabond® 2-sided tape

PRODUCT DESCRIPTION

MIRO Surefoot walkways are custom designed in-house to meet project specific needs and code requirements. Bases and material are selected to meet design constraints and specifications.

MIRO crossover structures are designed to meet OSHA 1910 Subpart D requirements for walking/working surfaces. Anchorage of the crossover to the building structure may be required for applicable lateral and uplift loading.

INSTALLATION PROCEDURES

1. Typical MIRO Surefoot bridge crossover, walkway, service platform and ramp systems are shipped partially assembled. (Field assembly is required)
2. Use provided hardware and included drawings to build a suitable support.
3. Clear all loose gravel and aggregate away from base locations.
4. Place MIRO base on a MIRO Support Pad or other sacrificial pad for additional protection.
5. Make sure each base is firmly resting on the roof surface, making any necessary adjustments so that even-loading is distributed to the roof.