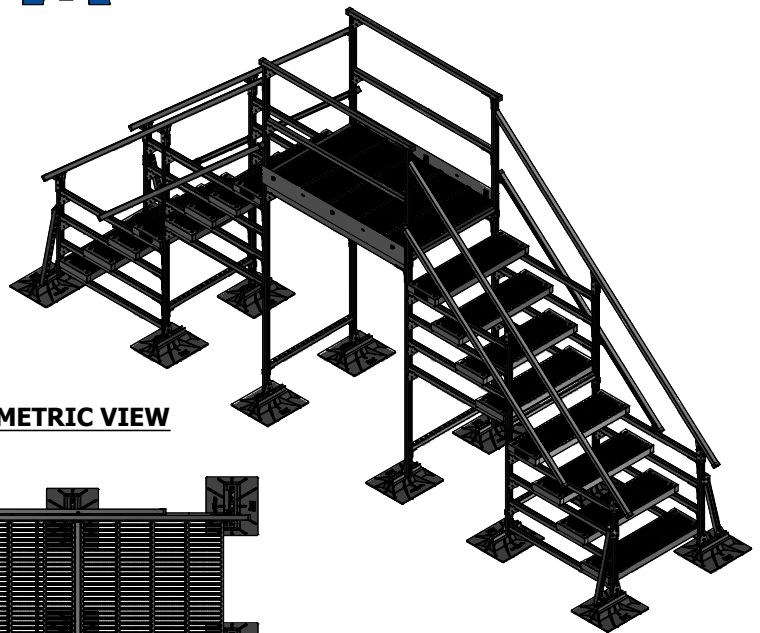
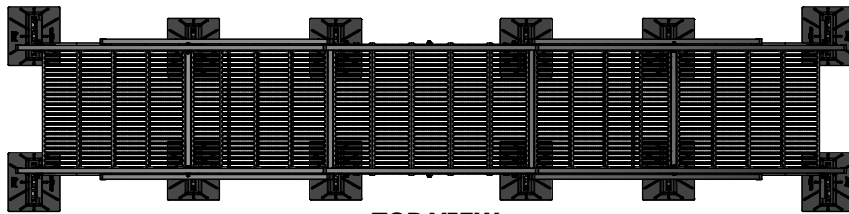




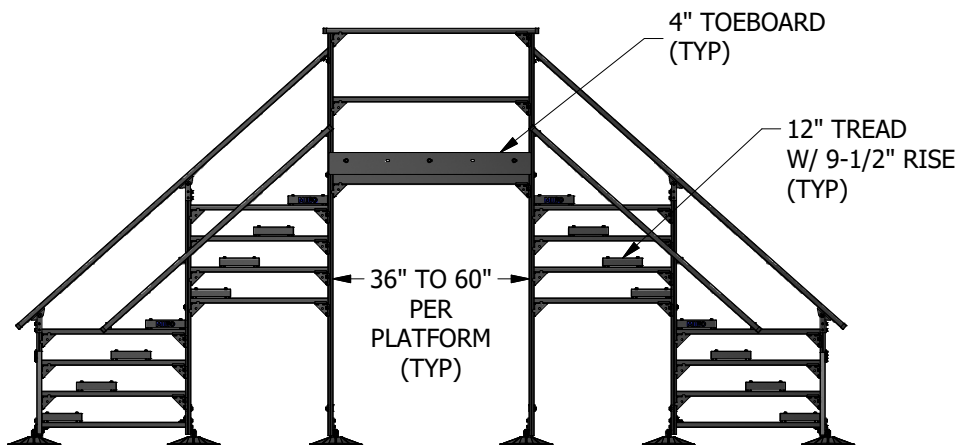
ISOMETRIC VIEW



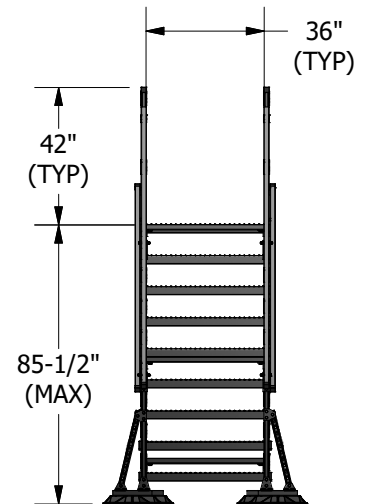
TOP VIEW



SIDE VIEW



FRONT VIEW

**ACCESSORIES**

- MIRO Support pad
- Eternabond® 2-sided tape

PRODUCT DESCRIPTION

The MIRO Surefoot 8 Step Bridge Crossover is designed with a 85-1/2" deck height, 76" minimum (70-1/4" to 79-1/2" clear height), with spans from 36" to 60" per platform. The crossover is constructed of 1-5/8" 12 ga. strut framing and 12" non-slip planking. 16"x18" polycarbonate bases ensure proper load distribution to your roof deck.

MIRO crossover structures are designed to meet OSHA 1910 Subpart D requirements for walking/working surfaces.

Anchorage of the crossover to the building structure may be required for applicable lateral and uplift loading.

INSTALLATION PROCEDURES

1. Typical MIRO Surefoot bridge crossover, walkway, service platform and ramp systems are shipped partially assembled. (Field assembly is required)
2. Use provided hardware and included drawings to build a suitable support.
3. Clear all loose gravel and aggregate away from base locations.
4. Place MIRO base on a MIRO Support Pad or other sacrificial pad for additional protection.
5. Make sure each base is firmly resting on the roof surface, making any necessary adjustments so that even-loading is distributed to the roof.

CUSTOM SIZES AND LAYOUTS CAN BE DESIGNED TO MEET YOUR PROJECT REQUIREMENTS.