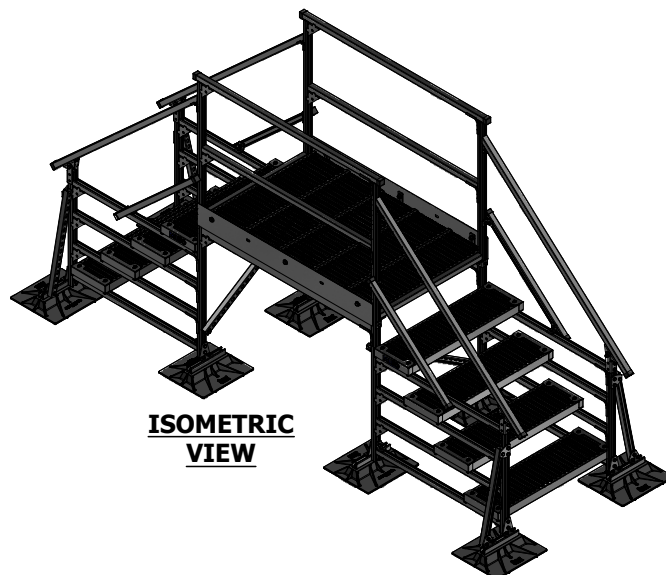
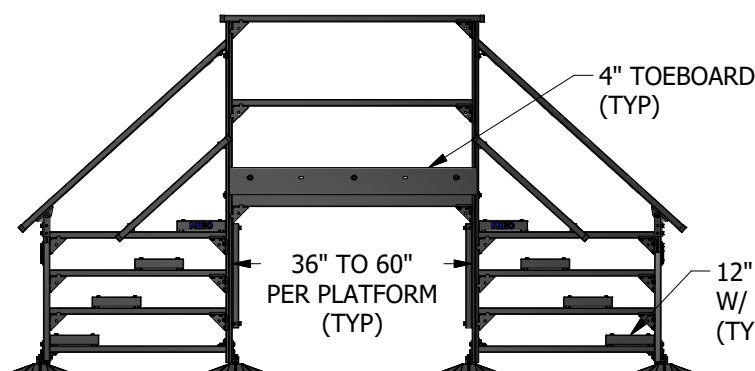
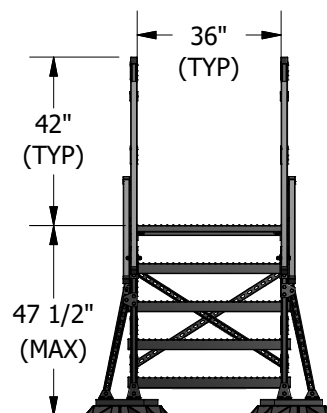
**TOP VIEW****ISOMETRIC VIEW****SIDE VIEW****END VIEW****ACCESSORIES**

- MIRO Support pad
- Eternabond® 2-sided tape

**PRODUCT DESCRIPTION**

The MIRO Surefoot 4 Step Bridge Crossover is designed with a 47-1/2" deck height, 38" minimum (32-1/4" to 41-3/4" clear height), with spans from 36" to 60" per platform. The crossover is constructed of 1-5/8" 12 ga. strut framing and 12" non-slip planking. 16"x18" polycarbonate bases ensure proper load distribution to your roof deck.

MIRO crossover structures are designed to meet OSHA 1910 Subpart D requirements for walking/working surfaces.

Anchorage of the crossover to the building structure may be required for applicable lateral and uplift loading.

**INSTALLATION PROCEDURES**

1. Typical MIRO Surefoot bridge crossover, walkway, service platform and ramp systems are shipped partially assembled. (Field assembly is required)
2. Use provided hardware and included drawings to build a suitable support.
3. Clear all loose gravel and aggregate away from base locations.
4. Place MIRO base on a MIRO Support Pad or other sacrificial pad for additional protection.
5. Make sure each base is firmly resting on the roof surface, making any necessary adjustments so that even-loading is distributed to the roof.

**CUSTOM SIZES AND LAYOUTS CAN BE DESIGNED TO MEET YOUR PROJECT REQUIREMENTS.**